

FINANCIAL PLAN
CITY OF STEINBACH
2016

		ATTACHED	NOT APPLICABLE
Page 1	General Operating Fund - Budgeted Revenue and Expenditure	<input checked="" type="checkbox"/>	<input type="checkbox"/>
Page 2	General Operating Fund - Budgeted Revenue	<input checked="" type="checkbox"/>	<input type="checkbox"/>
Page 3	General Operating Fund - Budgeted Expenditure	<input checked="" type="checkbox"/>	<input type="checkbox"/>
Page 4	General Operating Fund - Budgeted Expenditure	<input checked="" type="checkbox"/>	<input type="checkbox"/>
Page 5	General Operating Fund - Budgeted Expenditure	<input checked="" type="checkbox"/>	<input type="checkbox"/>
Page 6	Utility Operating Fund - Budgeted Revenue and Expenditure		
	<u>Water & Sewer Utility</u>	<input checked="" type="checkbox"/>	<input type="checkbox"/>
Page 7	Local Urban District - Budgeted Revenue and Expenditure		
	L.U.D. of _____	<input type="checkbox"/>	<input checked="" type="checkbox"/>
Page 8	Calculation of Tax Levies	<input checked="" type="checkbox"/>	<input type="checkbox"/>
Page 9	Sundry Revenue and Expenditure Analyses	<input checked="" type="checkbox"/>	<input type="checkbox"/>
Page 10	Rural Area and General Municipal Requirements	<input type="checkbox"/>	<input checked="" type="checkbox"/>
Page 11	General Operating Fund - Debenture Debt Charges	<input checked="" type="checkbox"/>	<input type="checkbox"/>
Page 12	Utility Operating Fund - Debenture Debt Charges	<input checked="" type="checkbox"/>	<input type="checkbox"/>
Page 13	Capital Budget (Current Year)	<input checked="" type="checkbox"/>	<input type="checkbox"/>
Page 14	Long Term Capital Expenditure Program	<input checked="" type="checkbox"/>	<input type="checkbox"/>

GENERAL OPERATING FUND BUDGETED REVENUE AND EXPENDITURE

CITY OF STEINBACH

2016

REVENUE

	2015 Budgeted	2015 Actual	2016 Budgeted	2017 Budgeted
Tax Levy - Page 8	27,314,310.00	27,307,769.53	29,024,081.45	
Grants in Lieu of Taxes - Page 8	436,894.00	440,586.31	451,164.16	
Sub-total	27,751,204.00	27,748,355.84	29,475,245.61	
Requisitions - Education Support Levy	(2,875,603.00)	(2,875,603.00)	(2,960,252.00)	
Requisitions - Hanover School Division	(11,902,188.00)	(11,902,188.00)	(12,676,097.00)	
Net Municipal Taxes and Grants in Lieu of Taxes	12,973,413.00	12,970,564.84	13,838,896.61	14,552,451.00
Other Revenue - Page 2	9,572,451.00	10,104,257.14	9,784,319.00	10,087,220.00
Transfers from Accumulated Surplus and Reserves - Page 2	374,507.00	780,588.75	471,507.00	364,507.00
Total Revenue	22,920,371.00	23,855,410.73	24,094,722.61	25,004,178.00

EXPENDITURE

General Government Services	3,838,536.00	4,071,332.84	4,069,132.00	4,170,870.00
Protective Services	3,637,455.00	3,466,225.64	3,707,911.00	3,800,600.00
Transportation Services	2,296,090.00	2,076,129.92	2,464,021.00	2,525,630.00
Environmental Health Services	2,031,970.00	2,211,478.89	2,196,314.00	2,251,220.00
Public Health and Welfare Services	108,910.00	113,513.34	120,505.00	123,520.00
Environmental Development Services	386,750.00	363,010.93	372,955.00	376,170.00
Economic Development Services	102,500.00	270,859.13	102,560.00	105,130.00
Recreation and Cultural Services	3,218,750.00	3,188,425.34	3,420,978.00	3,506,500.00
Fiscal Services	3,820,523.00	4,179,599.91	4,104,707.00	4,579,671.00
Transfers - Deferred Surplus - Page 9	0.00		0.00	
Transfers - Reserves - Page 5	3,334,291.00	3,468,452.28	3,332,666.00	3,359,367.00
Total Basic Expenditure	22,775,775.00	23,409,028.22	23,891,749.00	24,798,678.00
Allowance For Tax Assets - Page 8	144,596.00	324,596.00	202,973.61	205,500.00
Total Expenditure	22,920,371.00	23,733,624.22	24,094,722.61	25,004,178.00
Net Operating Surplus (Deficit)	0.00	121,786.51	0.00	0.00

Adopted by Resolution of Council

April 5, 2016

(Resolution Date)

Chris

(Head of Council)

M. J.

(City Manager)

Departmental Use Only

**GENERAL OPERATING FUND
BUDGETED REVENUE AND TRANSFERS
CITY OF STEINBACH**

2016

	2015 Budgeted	2015 Actual	2016 Budgeted	2017 Budgeted
Other Revenue				
Supplementary Taxes	750,000.00	1,339,883.99	700,000.00	800,000.00
Licenses - Business & Other	26,500.00	27,810.00	27,000.00	27,680.00
Licenses - Animal	500.00	955.00	750.00	770.00
Licenses - Other	1,600.00	3,430.00	2,000.00	2,050.00
Permits - Building	400,000.00	223,974.54	275,000.00	281,880.00
Permits - Other	56,000.00	63,459.25	56,380.00	57,790.00
Fines	74,800.00	57,425.06	53,280.00	54,610.00
Sales of Service - General Government	15,269.00	11,020.75	12,000.00	12,300.00
Sales of Service - Fire	293,810.00	321,054.06	316,330.00	324,240.00
Sales of Service - Inspection	150,000.00	115,934.49	100,000.00	102,500.00
Sales of Service - Safety & EMO	5,270.00	21,849.09	5,330.00	5,460.00
Sales of Service - Parking Fees	14,000.00	10,114.04	9,000.00	9,230.00
Sales of Service - Engineering	100.00	1,266.00	100.00	100.00
Sales of Service - Transportation	28,190.00	36,559.32	28,900.00	29,620.00
Sales of Service - Handi-Transit	28,840.00	29,842.00	29,000.00	29,730.00
Sales of Service - Environmental Health (Solid Waste)	1,783,427.00	1,870,820.62	1,964,068.00	2,013,170.00
Sales of Service - Public Health and Welfare	129,500.00	159,860.00	165,000.00	169,130.00
Sales of Service - Environmental Development	18,500.00	14,591.40	19,000.00	19,480.00
Sales of Service - Economic Development				0.00
Sales of Service - Recreation	3,000.00	4,329.96	2,000.00	2,050.00
Sales of Service - Aquatic Center	881,100.00	979,721.16	952,750.00	976,570.00
Sales of Service - Soccer Park	12,000.00	12,440.00	13,000.00	13,330.00
Sales of Service - TG Smith Center	254,950.00	261,396.89	266,500.00	273,160.00
Sales of Service - Parks	18,900.00	18,015.00	19,450.00	19,940.00
Sales of Service - Special Events	0.00	173,845.77	0.00	0.00
Sales of Land	0.00	0.00	0.00	0.00
Sales of Products	0.00	17,513.63	0.00	0.00
Rentals	442,250.00	484,405.63	477,150.00	489,080.00
Returns from Investments	100,000.00	131,097.17	125,000.00	128,130.00
Tax and Redemption Penalties	75,000.00	149,377.18	120,000.00	123,000.00
Land Development & Dedication Fees	750,000.00	214,186.20	768,750.00	787,970.00
Provincial Municipal Tax Sharing (Pop. 13,524)	2,150,000.00	2,145,349.45	2,145,000.00	2,198,630.00
Conditional Transfers (Page 9)				
- Federal Government-Gas Tax	695,000.00	695,599.59	730,000.00	730,000.00
- Provincial Government	35,960.00	103,228.42	30,400.00	30,400.00
Provincial - VLT Transfers	210,000.00	200,880.52	210,000.00	210,000.00
Provincial - H&E Tax Support	107,120.00	114,901.00	115,000.00	117,880.00
Sale of TCAs - Gain/Loss	0.00	0.00	0.00	0.00
Donations	0.00	35,971.00	0.00	0.00
Miscellaneous Revenue	60,865.00	52,148.96	46,181.00	47,340.00
Total Other Revenue - Page 1	9,572,451.00	10,104,257.14	9,784,319.00	10,087,220.00
Transfers from Accumulated Surplus	0.00		0.00	0.00
Transfers from Reserves - Page 13	374,507.00	780,588.75	471,507.00	364,507.00
Total Transfers - Page 1	374,507.00	780,588.75	471,507.00	364,507.00
TOTAL OTHER REVENUE AND TRANSFERS - PAGE 8	9,946,958.00	10,884,845.89	10,255,826.00	10,451,727.00

BUDGETED EXPENDITURE

CITY OF STEINBACH

2016

		2015 Budgeted	2015 Actual	2016 Budgeted	2017 Budgeted
GENERAL GOVERNMENT SERVICES					
1100	Legislative	200,746.00	163,387.40	207,650.00	212,840.00
1200	General Administrative				
1212	CAO and Staff	1,040,750.00	954,434.57	1,176,316.00	1,205,720.00
1215	Office	568,080.00	512,194.73	554,445.00	568,310.00
1216	Legal	50,000.00	93,558.39	50,000.00	51,250.00
1217	Audit	55,000.00	45,644.68	55,000.00	56,380.00
1218	Assessment	250,500.00	247,400.00	255,000.00	261,380.00
1240	Taxation	4,750.00	5,121.25	5,250.00	5,380.00
1250	Property Services	339,440.00	384,142.18	409,891.00	420,140.00
1300	Other General Government				
1310	Elections	0.00	0.00	0.00	0.00
1320	Public Functions/Conventions	29,000.00	24,554.38	26,650.00	27,320.00
1330	Damage Claims and Liability Insurance	62,500.00	37,864.50	63,360.00	64,940.00
1340	Intergovernmental Relations				0.00
1350	Grants	1,182,520.00	1,559,259.45	1,185,270.00	1,214,900.00
1360	Other General Government-Sundry	19,500.00	17,341.59	39,600.00	40,590.00
	Past-Service Pension Payments				
	Unallocated Employee Benefits	35,750.00	26,429.72	40,700.00	41,720.00
SUB-TOTAL GENERAL GOVT. SERVICES		3,838,536.00	4,071,332.84	4,069,132.00	4,170,870.00
1991	Recoveries (deductions) - Utility				
1992	Recoveries (deductions) - Capital				
TOTAL GOVERNMENT SERVICES - PAGE 1		3,838,536.00	4,071,332.84	4,069,132.00	4,170,870.00
PROTECTIVE SERVICES					
2100	Police	2,127,520.00	2,223,002.17	2,184,140.00	2,238,740.00
2400	Fire	902,905.00	823,368.73	913,164.00	935,990.00
2510	Emergency Measures - E.M.O.	34,120.00	26,819.94	34,800.00	35,670.00
2520	Emergency Measures - Flood Control		0.00		
2540	Emergency Measures - Ambulance Services				
2621	Other Protection - Building Inspection	458,250.00	300,256.03	466,075.00	477,730.00
2622	Electrical Inspection				
2623	Plumbing Inspection				
2626	Other Safety Inspections	79,660.00	59,502.77	76,032.00	77,930.00
2630	License Inspection				
2640	Animal and Pest Control	35,000.00	33,276.00	33,700.00	34,540.00
2650	Other - Traffic Services				
TOTAL PROTECTIVE SERVICES - PAGE 1		3,637,455.00	3,466,225.64	3,707,911.00	3,800,600.00
TRANSPORTATION SERVICES					
2110	Road Transport - Administration	7,800.00	5,875.07	8,000.00	8,200.00
2200	Engineering	240,890.00	208,716.08	244,005.00	250,110.00
Roads and Streets - Unallocated Costs					
2301	- Equipment Operators' Wages and Benefits				
2302	- Equipment Fuel	125,070.00	82,659.60	128,200.00	131,410.00
2303	- Equipment Repairs and Maintenance	144,620.00	141,703.52	176,760.00	181,180.00
2304	- Equipment Insurance and Registration	15,800.00	21,401.49	18,950.00	19,420.00
2305	- Workshop and Yard Operations	87,270.00	105,776.52	99,646.00	102,140.00
Road Maintenance					
2311	- Labor	745,830.00	643,050.69	808,510.00	828,720.00
2312	- Materials	223,490.00	252,964.56	250,730.00	257,000.00
2313	- Rentals				
Transportation Services Sub-Total - Page 4		1,590,770.00	1,462,147.53	1,734,801.00	1,778,180.00

BUDGETED EXPENDITURE

CITY OF STEINBACH

2016

		2015 Budgeted	2015 Actual	2016 Budgeted	2017 Budgeted
Transportation Services Sub-Total Forward - Page 3		1,590,770.00	1,462,147.53	1,734,801.00	1,778,180.00
Road Re-Construction					
2321	- Labor				
2322	- Materials				
2323	- Rentals				
2330	Sidewalks and Boulevards	56,090.00	25,169.89	60,000.00	61,500.00
2340	Ditches and Road Drainage	35,450.00	18,241.86	36,340.00	37,250.00
2350	Storm Sewers	12,080.00	7,774.40	12,380.00	12,690.00
2360	Street Cleaning	5,300.00	5,475.60	5,430.00	5,570.00
2371	Snow and Ice Removal - Labor				
2372	- Materials				
2373	- Rentals	139,020.00	93,678.45	140,350.00	143,860.00
2400	Bridges				
2500	Street Lighting	275,160.00	292,373.20	290,830.00	298,100.00
2600	Traffic Services	55,510.00	48,030.56	54,040.00	55,390.00
2700	Parking	4,000.00	0.00	4,000.00	4,100.00
2900	Other Road Transport				
	Other - Airport Operation	48,050.00	46,138.06	51,260.00	52,540.00
	Other - Handicapped Transit	74,660.00	77,100.37	74,590.00	76,450.00
TOTAL TRANSPORTATION SERVICES - PAGE 1		2,296,090.00	2,076,129.92	2,464,021.00	2,525,630.00
ENVIRONMENTAL HEALTH SERVICES					
Solid Waste Management & Collection					
4320	Solid Waste Collection	931,900.00	957,421.62	953,075.00	976,900.00
4330	Landfill Operations	454,680.00	461,472.22	471,342.00	483,130.00
4490	Recycling	645,390.00	792,585.05	771,897.00	791,190.00
4480	Other Environ. Health - Municipal Wells				
TOTAL ENVIRONMENTAL HEALTH SERVICES - PAGE 1		2,031,970.00	2,211,478.89	2,196,314.00	2,251,220.00
PUBLIC HEALTH AND WELFARE SERVICES					
5110	Public Health - Health Unit				
5160	- Cemeteries	89,145.00	93,748.44	100,740.00	103,260.00
5186	- Other				
5220	Medical Care - Medical Officer				
5250	- Pharmaceutical Services				
	- Other				
5370	Hospital Care - Hospital Deficit				
	- Other				
5410	Social Welfare - Administration				
5420	- Social Welfare Assistance	19,765.00	19,764.90	19,765.00	20,260.00
5430	- Social Welfare Services				
	- Other				
TOTAL PUBLIC HEALTH & WELFARE SERVICES - PAGE 1		108,910.00	113,513.34	120,505.00	123,520.00
ENVIRONMENTAL DEVELOPMENT SERVICES					
6100	Planning and Zoning	230,000.00	170,101.38	201,080.00	200,000.00
Community Development					
6220	General Land Assembly				
6230	Urban Renewal				
6240	Beautification and Land Rehabilitation	137,150.00	171,959.88	151,775.00	155,570.00
6241	Weed Control	19,600.00	20,949.67	20,100.00	20,600.00
TOTAL ENVIRONMENTAL DEVELOPMENT SERVICES - PAGE 1		386,750.00	363,010.93	372,955.00	376,170.00

BUDGETED EXPENDITURE

CITY OF STEINBACH

2016

		2015 Budgeted	2015 Actual	2016 Budgeted	2017 Budgeted
ECONOMIC DEVELOPMENT SERVICES					
7100	Natural Resources				
7120					
7121	Dutch Elm Disease Prevention Pgm	17,500.00	14,900.00	17,560.00	18,000.00
7122	Protective Inspections				
7123	Pest Control	20,000.00	20,580.32	20,000.00	20,500.00
7124	Drainage of Land				
7125	Veterinary Services				
7130	Water Conservation-SRRCD	15,000.00	15,000.00	15,000.00	15,380.00
7200	Regional Development	0.00	0.00	0.00	
7300	Industrial Development				
7400	Other Economic Development				
7410	Tourism/Community Events	50,000.00	220,378.81	50,000.00	51,250.00
7420	Public Receptions				
TOTAL ECONOMIC DEVELOPMENT SERVICES - PAGE 1		102,500.00	270,859.13	102,560.00	105,130.00
RECREATION AND CULTURAL SERVICES					
8110	Recreation Administration	249,300.00	242,478.75	258,958.00	265,430.00
8120	Curling Rink	100,000.00	115,913.21	132,115.00	135,420.00
8130	Steinbach Aquatic Center	1,654,450.00	1,570,664.50	1,694,690.00	1,737,060.00
8140	Golf Course				
8190	Steinbach Soccer Park	24,500.00	30,299.56	28,500.00	29,210.00
8150	TG Smith Center Arena	459,700.00	396,352.34	493,035.00	505,360.00
8180	Parks & Playgrounds	657,290.00	754,299.45	731,075.00	749,350.00
8240	Museums				
8280	Heritage				
8250	Jake Epp Public Library	47,960.00	51,710.89	49,830.00	51,080.00
8280	Steinbach Cultural Arts Center	25,550.00	26,706.64	32,775.00	33,590.00
TOTAL RECREATION & CULTURAL SERVICES - PAGE 1		3,218,750.00	3,188,425.34	3,420,978.00	3,506,500.00
FISCAL SERVICES					
9111					
9430	Tax discount and short-term loan interest	102,850.00	148,863.64	128,170.00	131,370.00
9410	Debenture Debt Charges - Page 11	1,340,983.00	1,324,950.94	1,712,306.00	1,448,640.00
9320	Transfer to Capital - Page 13	1,135,000.00	1,463,095.33	977,000.00	1,610,000.00
9330	Transfer to Utility - Page 6	1,241,690.00	1,241,690.00	1,287,231.00	1,389,661.00
9420	Other Long-term debt charges - Page 11				
9440	Other Debt Charges				
	Other Fiscal Services		1,000.00		
TOTAL FISCAL SERVICES - PAGE 1		3,820,523.00	4,179,599.91	4,104,707.00	4,579,671.00
TRANSFERS					
9900	General Reserve				
9910	Specific Reserves				
9911	- Recreation	964,784.00	964,784.00	1,099,409.00	1,126,890.00
9912	- Capital Development	750,000.00	212,306.20	768,750.00	787,970.00
9913	- Environmental	310,000.00	217,884.73	350,000.00	350,000.00
9914	- Perpetual Care		36,123.00	20,000.00	
9915	- Committed Expenditure	614,507.00	1,316,754.76	364,507.00	364,507.00
9916	- Land & Building		0.00		
9917	- Gas Tax	695,000.00	720,599.59	730,000.00	730,000.00
9918	- Pool				
9919	- Land Dedication		0.00		
TOTAL TRANSFERS - PAGE 1		3,334,291.00	3,468,452.28	3,332,666.00	3,359,367.00

**UTILITY OPERATING FUND
BUDGETED REVENUE AND EXPENDITURE
CITY OF STEINBACH
2016**

REVENUE		2015 Budgeted	2015 Actual	2016 Budgeted	2017 Budgeted
	ADMIN REVENUE	306,080.00	317,212.69	313,890.00	321,740.00
300	WATER CONSUMER SALES - Residential	975,000.00	975,775.58	995,000.00	1,019,880.00
	- Commercial & Bulk	270,000.00	301,320.57	280,000.00	287,000.00
	- Industrial	110,000.00	111,936.28	100,000.00	102,500.00
	- Federal & Provincial	90,000.00	106,750.09	92,250.00	94,560.00
	- Municipal & Schools	95,000.00	106,762.24	100,000.00	102,500.00
310	SEWER SERVICE CHARGES - Residential	640,000.00	643,905.69	656,000.00	672,400.00
	- Other	349,800.00	359,811.74	332,630.00	340,950.00
320	Discounts, Refunds and Cancellations		133.86	0.00	
	Net Consumer Revenue - Sub Total	2,835,880.00	2,923,608.74	2,869,770.00	2,941,530.00
330	Penalties	8,000.00	11,130.76	7,500.00	7,690.00
340	Hydrant Rentals	75,195.00	75,195.00	75,870.00	77,770.00
350	Installation Service	53,560.00	46,383.22	55,000.00	56,380.00
360	Connection Revenue - Net		8,000.00	0.00	0.00
370	Provincial Grants				
	Federal Grants				
380	Other Revenue	14,545.00	26,603.12	18,759.00	19,230.00
390	Transfer from Revenue Fund - Page 5	1,241,690.00	1,241,690.00	1,287,231.00	1,389,661.00
396	Transfer from Utility Reserve - Page 13	107,994.00	107,993.94	107,994.00	107,994.00
397	Transfer from Accumulated Surplus - Page 9			0.00	
	TOTAL REVENUE	4,336,864.00	4,440,604.78	4,422,124.00	4,600,255.00
EXPENDITURE					
410	WATER SUPPLY				
411	Administration	306,440.00	305,189.26	319,792.00	325,800.00
418	Connections net loss				
413	Purification and Treatment	223,760.00	176,991.76	221,095.00	226,620.00
415	Service of Supply	54,610.00	43,627.59	68,220.00	69,930.00
416	Transmissions and Distribution	660,670.00	647,912.46	751,325.00	770,110.00
417	Other Water Supply Costs	150,750.00	149,544.02	151,910.00	155,710.00
412	Customer Billings and Collections	15,870.00	15,564.96	17,830.00	18,280.00
	TOTAL	1,412,100.00	1,338,830.05	1,530,172.00	1,566,450.00
420	SEWAGE COLLECTION AND DISPOSAL				
421	Administration				
422	Sewage Collection System	390,330.00	328,696.59	410,847.00	421,120.00
423	Sewage Lift Station	146,850.00	153,448.39	222,360.00	227,920.00
424	Sewage Treatment and Disposal	521,620.00	535,589.68	326,830.00	335,000.00
425	Other Sewage Collection and Disposal Costs		0.00	0.00	0.00
426	Connections - Net Loss				
	TOTAL	1,058,800.00	1,017,734.66	960,037.00	984,040.00
430	TRANSFER TO CAPITAL from Page 13	200,000.00	63,861.11	220,000.00	110,000.00
440	TRANSFERS TO RESERVES				
441	Utility Replacement Reserve - Bylaw 1320	407,994.00	707,993.94	407,994.00	532,994.00
450	DEBENTURE DEBT CHARGES from Page 12	1,241,690.00	1,236,844.66	1,287,231.00	1,389,661.00
460	OTHER LONG-TERM DEBT CHARGES from Page 12				
	Interest - Own Funds	16,280.00	8,091.94	16,690.00	17,110.00
470	TRANSFERS				
471	Deferred Surplus - Deficit, 2??? (Page 9)		0.00	0.00	
473	Transfer to General Reserve - Utility				
	TOTAL	0.00	0.00	0.00	0.00
	TOTAL EXPENDITURE	4,336,864.00	4,373,356.36	4,422,124.00	4,600,255.00
	NET OPERATING SURPLUS (DEFICIT)	0.00	67,248.42	0.00	0.00

CITY OF STEINBACH - CALCULATION OF TAX LEVIES 2016

	Assessments			Expenditures			Revenues			
	Taxable	Otherwise Exempt	Grants	Basic	Allowance Tax Assets	Total	Tax Levy	Grants in Lieu	Other Revenue	Total
Requisition Taxes:										
Foundation - Other	271,664,730		10,264,010	2,960,252.00	-0.22	2,960,251.78	2,852,479.67	107,772.11	0.00	2,960,251.78
Special - Hanover S.D.	835,384,220		12,888,520	12,676,097.00	490.83	12,676,587.83	12,483,981.78	192,606.05	0.00	12,676,587.83
Special										
Hospital District										
Total Requisition Taxes				15,636,349.00	490.61	15,636,839.61	15,336,461.45	300,378.16	0.00	15,636,839.61

Page 1

Debtenture Debt Charges:										
General District	873,017,170	143,956,710	9,923,020	1,652,822.84	39,461.36	1,692,284.20	1,314,947.23	12,830.47	0.00	1,327,777.70
Water District	763,913,380	135,480,390	9,018,860	419,016.61	11,417.45	430,434.06	356,159.93	3,571.51	0.00	359,731.44
Waste Water District	856,338,920	139,105,660	9,760,420	868,213.93	22,496.44	890,710.37	845,132.45	8,286.60	0.00	853,419.05
Georgetown Sidewalk District	49,745,360	562,780	131,230	59,482.87	35.62	59,518.49	59,363.63	154.86	0.00	59,518.49

Special Services Levies

Waste Collection & Disposal				582,246.00	0.00	582,246.00	582,246.00	0.00	0.00	582,246.00
2008-1 Windstone	273,000			0.00	0.00	0.00	0.00	0.00	0.00	0.00
Special Service-General	873,017,170	143,956,710	9,923,020	4,107,587.60	0.00	4,107,587.60	4,067,895.52	39,692.08	0.00	4,107,587.60
Deferred Surplus										
Def. Surplus - General										
Def. Surplus - Utility										
Reserve Funds										
Reserve - Recreation	873,017,170		12,888,520	1,099,408.97	0.00	1,099,408.97	1,083,414.31	15,994.66	0.00	1,099,408.97

General Municipal:

Rural Area										
At Large	873,017,170		12,888,520	4,700,000.00	129,071.92	4,829,071.92	4,758,816.59	70,255.33	0.00	4,829,071.92
Business Tax	25,249,100			126,245.50	0.00	126,245.50	126,245.50	0.00	0.00	126,245.50
Business Fees				20,899.00	0.00	20,899.00	20,899.00	0.00	0.00	20,899.00
Other Revenue				10,255,826.00	0.00	10,255,826.00	0.00	0.00	10,255,826.00	10,255,826.00
Budgeted Deficit										
Total Municipal	15,102,970.50			15,102,970.50	129,071.92	15,232,042.42	15,232,042.42	13,230	4,905,961.09	10,255,826.00

Totals	39,528,098.32	202,973.40	39,731,071.72	39,528,098.32	202,973.40	39,731,071.72	29,024,082.05	451,163.67	10,255,826.00	39,731,071.72
---------------	---------------	------------	---------------	---------------	------------	---------------	---------------	------------	---------------	---------------

Page 1

Page 1,9

Page 2

SUNDRY REVENUE AND EXPENDITURE ANALYSES
CITY OF STEINBACH
2016

Part 1 - Grants in Lieu of Taxes

Government or Agency	Assessment		Mill Rate	Amount	Frontage	Total
	Farm/Residential	Other				
CENTRA GAS - R# P10		2,965,500	32.136	95,299.31	0.00	95,299.31
CENTRA GAS - R# 100		64,450	37.429	2,412.30	0.00	2,412.30
CENTRA GAS - R# 815		36,670	38.674	1,418.18	0.00	1,418.18
CENTRA GAS - R# 2920		45,180	39.854	1,800.60	0.00	1,800.60
CENTRA GAS - R# 464106		11,830	38.674	457.51	0.00	457.51
HMQ MB - R# 116500		6,310	38.674	244.03	0.00	244.03
HMQ MB - R# 955		180,640	38.674	6,986.07	0.00	6,986.07
HMQ MB - R# 401800		741,460	38.278	28,381.61	0.00	28,381.61
M.P.I.C. - R# 1105		1,218,690	38.674	47,131.62	0.00	47,131.62
M.H.R.C.	2,624,510		28.174	73,942.94	0.00	73,942.94
M.H.R.C. - R# 4010	86,050		1.180	101.54		101.54
MB. HYDRO - R# 975		1,237,150	38.674	47,845.54	0.00	47,845.54
MB. HYDRO - R# 1640		108,230	38.674	4,185.69	0.00	4,185.69
MB. HYDRO - R# 460000		98,150	37.429	3,673.66	0.00	3,673.66
MB. HYDRO - R# 1035		273,590	38.674	10,580.82		10,580.82
HMQ CANADA - R# 1505		948,740	38.674	36,691.57	0.00	36,691.57
HMQ CANADA - R# 159900		477,760	38.674	18,476.89	0.00	18,476.89
HMQ CANADA - R# 159901		34,000	38.674	1,314.92	0.00	1,314.92
EASTMAN EDUC - R# 15040		1,688,710	38.674	65,309.17	0.00	65,309.17
EASTMAN EDUC - R# 15032		126,950	38.674	4,909.66	0.00	4,909.66
Total - Pages 1, 8				451,163.63	0.00	451,163.63

Part 2 - Conditional Transfers and Grants

Government or Agency	Purpose	Amount
Federal		
CANADA - GAS TAX	TRANSPORTATION	730,000.00
	Subtotal	730,000.00
Provincial		
MANITOBA - HIGHWAYS AND TRANSPORTATION	AIRPORT OPERATING	2,400.00
MANITOBA - HIGHWAYS AND TRANSPORTATION	HANDICAPPED TRANSPORT	28,000.00
	Subtotal	30,400.00
Total - Page 2		760,400.00

Part 3 - Transfers to Deferred Surplus - General Operating Fund

Purpose	Year	Term	Authority	Amount
Total - Page 1				0.00

Part 4 - Transfers to Deferred Surplus - Utility Operating Fund

Purpose	Year	Term	Authority	Amount
Total - Page 6				0.00

**GENERAL OPERATING FUND - DEBENTURE DEBT CHARGES
CITY OF STEINBACH
2016**

Part 1 - Debenture Debt Charges

Purpose	By-law No.	Maturity	Opening Balance	Principal	Interest	Closing Balance	Total Payment	Pmt Advance of Debt Issue	Frontage	Other	Net Requirement	Area to be Levied
Jake Epp Library	1926	2016	191,837.76	191,837.76	6,311.46	0.00	198,149.22		0.00		198,149.22	General
Reimer Ave Reconst	1925	2016	125,760.31	125,760.31	4,137.51	0.00	129,897.82		0.00		129,897.82	General
Fire Truck	1924	2016	74,603.57	74,603.57	2,454.46	0.00	77,058.03		0.00		77,058.03	General
Industrial Rd	2008	2018	1,040,032.67	337,985.66	26,520.83	702,047.00	364,506.50		364,506.50		0.00	General
Georgetown Sidewalk	2027	2018	338,654.24	109,923.66	9,042.07	228,730.58	118,965.73		0.00		118,965.73	General
Fire Truck	2028	2018	338,654.24	109,923.66	9,042.07	228,730.58	118,965.73		0.00		118,965.73	General
Third St Renewal	2051	2019	688,922.91	165,419.87	18,573.99	523,503.04	183,993.86		0.00		183,993.86	General
Kroeker Ave Renewal	2054	2019	559,567.51	134,359.86	15,086.45	425,207.65	149,446.31		0.00		149,446.31	General
Elmdale/Lumber Renewal	2061	2020	1,730,000.00	329,775.49	41,547.01	1,400,224.51	371,322.51		0.00		371,322.51	General
			5,088,033.21	1,579,589.84	132,715.85	3,508,443.36	1,712,305.71		0.00	0.00	1,347,799.21	

0.00

Part 2 - Summary (by area) - to be carried forward - page 8

Area to be Levied	Taxable Assessment	Exempt Assessment	Grant Assessment	Total Assessment	Total Requirement	Raised by Frontage	Raised by Other	Raised by Mill Rate
General	873,017,170	143,956,710	9,923,020	1,026,896,900	1,712,305.71	364,506.50	0.00	1,347,799.21

**CAPITAL BUDGET
CITY OF STEINBACH
2016**

Part 1 - CAPITAL EXPENDITURES

Particulars of Expenditure	Estimated Total Cost	Borne by General Fund	Borne by Utility Fund	Borne by Reserve Funds	Borne by Borrowing
Equipment	\$1,232,000.00	\$102,000.00	\$105,000.00	\$1,025,000.00	\$0.00
Land	300,000.00	50,000.00		250,000.00	
Buildings	1,870,000.00	555,000.00	0.00	1,315,000.00	
Rec Center	1,200,000.00			1,200,000.00	
Landfill	100,000.00			100,000.00	
Wells & Water Tower	150,000.00		115,000.00	35,000.00	
Road Construction	2,750,000.00	1,500,000.00	0.00	1,250,000.00	0.00
Street renewal	2,335,000.00	770,000.00	0.00	985,000.00	580,000.00
Water Lines	634,600.00		421,400.00	20,000.00	193,200.00
Sewer Lines	680,400.00		453,600.00		226,800.00
Pavement management	1,175,000.00	100,000.00		1,075,000.00	
Sidewalks	400,000.00	0.00		400,000.00	
Drainage	50,000.00			50,000.00	
	0.00			0.00	
SUBTOTAL	\$12,877,000.00	\$3,077,000.00	\$1,095,000.00	\$7,705,000.00	\$1,000,000.00
Borne by Other	(2,975,000.00)	(2,100,000.00)	(875,000.00)		
TOTAL	\$9,902,000.00	\$977,000.00	\$220,000.00	\$7,705,000.00	\$1,000,000.00

To Page 5 To Page 6 To Part 2 To Part 3

PART 2. GENERAL AND SPECIFIC RESERVE FUND WITHDRAWALS

Reserve Name and By-Law No.	General Fund Transfers		Utility Fund Transfers		Cash Resources
	To Operating	To Capital	To Operating	To Capital	
05 General By-Law 1646					
10 Recreation By-Law 1651		1,540,000.00			
11 Machinery By-Law 1647		390,000.00			
12 Land & Building By-Law 1648		845,000.00			
13 Capital Development By-Law 1652		2,235,000.00			
15 Environmental By-Law 1650		395,000.00			
16 Pool By-Law 1577					
17 Cemetery By-Law 1653					
18 Committed Expenditure By-Law 1654	471,507.00	830,000.00			
19 Land Dedication By-Law 1739					
20 Utility Replacement By-law 1649			107,994.00	120,000.00	
21 Gas Tax By-Law 1833		1,275,000.00			
22 Handi-Transit By-Law 1834		75,000.00			
Library By-Law 1440					
	471,507.00	7,585,000.00	107,994.00	120,000.00	0.00


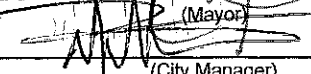
To Page 2, 5 From Part 1 To Page 6 From Part 1

PART 3. BORROWING (Subject to Municipal Board Approval)

PROPOSAL	TEMPORARY FINANCING			REPAYMENT	
	Bank Loan	Revenue Loan	Reserve Loan	Amount	Term
Barkman Ave. Street Renewal				580,000.00	5 yrs
Barkman Ave. Water and Sewer				420,000.00	5 yrs
					5 yrs
					5 yrs
					5 yrs
			From Part 1	1,000,000.00	

Adopted by resolution of Council

April 5, 2016
(Resolution Date)


 (Mayor)

 (City Manager)

DEPARTMENTAL USE ONLY

**CITY OF STEINBACH
LONG-TERM CAPITAL EXPENDITURE PROGRAM
2016**

PURPOSE	SOURCE OF FUNDS												
	2016	2017	2018	2019	2020	2021	2022	TOTAL	Operating	Reserve	Debtenture	Other	TOTAL
Equipment-New													
Transportation			240,000					240,000	240,000				240,000
Equipment-Replacement													
Corp Services	200,000	100,000	100,000	100,000	100,000	100,000	100,000	800,000	800,000	200,000			800,000
Eng & Planning	10,000	10,000	10,000	10,000	10,000	10,000	10,000	70,000	70,000				70,000
Fire & E/MO	12,000	30,000	25,000	30,000	30,000	30,000	30,000	187,000	187,000				187,000
Transportation	400,000	135,000		345,000	435,000	200,000	200,000	1,715,000	780,000	935,000			1,715,000
Solid Waste	295,000	280,000	200,000	150,000	390,000	350,000	15,000	1,680,000		1,680,000			1,680,000
Parks	55,000	70,000	70,000	70,000	70,000	70,000	70,000	475,000	475,000				475,000
WW	170,000	50,000	50,000	50,000	50,000	50,000	50,000	470,000	405,000	65,000			470,000
Fleet													
Handl Transit	90,000							90,000	15,000	75,000			90,000
Buildings/Facilities-New													
Land Assembly	300,000	250,000	300,000	300,000				1,150,000	600,000	550,000			1,150,000
Operations shop		250,000	420,000	700,000	200,000		440,000	2,020,000	1,300,000	720,000			2,020,000
Rec Facility Planning													
Wellhouses & Supply Mains	150,000	4,000,000	4,000,000					8,150,000	115,000	35,000	5,000,000	3,000,000	8,150,000
Rec Center - Phase 1	700,000							700,000		700,000			700,000
Lagoon Rip Rap													
Soccer park building	370,000							370,000		370,000			370,000
Rec Center - Future Phase	500,000	7,500,000	7,000,000					15,000,000		2,500,000	5,000,000	7,500,000	15,000,000
Landfill Cell Closure	100,000	750,000	750,000					1,600,000		1,600,000			1,600,000
Clearspring Greens Low Pressure Sewer Bldg		85,000						85,000	30,000	55,000			85,000
Phosphorus Building		100,000						100,000	30,000	70,000			100,000
2016 Manitoba Summer Games													
Buildings/Facilities-Repl													
City Hall	1,500,000							1,500,000	555,000	945,000			1,500,000
Cemetery Expansion				675,000				675,000	875,000				875,000
Aquatic Centre				550,000	550,000			1,100,000		600,000		500,000	1,100,000
Infra Surface-New													
Lund (Whitby to Giesbrecht) 275m			550,000					550,000			550,000		550,000
Park Road Intersection Improvements													
Across/Perfield Signalized Intersection	2,500,000							2,500,000		1,250,000		1,250,000	2,500,000

**CITY OF STEINBACH
LONG-TERM CAPITAL EXPENDITURE PROGRAM
2016**

3/23/2016

PURPOSE	SOURCE OF FUNDS												
	2016	2017	2018	2019	2020	2021	2022	TOTAL	Operating	Reserve	Debtenture	Other	TOTAL
PTH 12/Madison Turn Lane/Drainage													
PTH 52 Service Road	250,000							250,000				250,000	250,000
Infra Underground-New													
Infra Surface-Repl													
Barkman Ave (Main to Henry) 400m	880,000							880,000			580,000	300,000	880,000
Elmdale St (W of Barkman to Kroeker) 300m	55,000	915,000						970,000		305,000	665,000		970,000
Reimer Ave (Main to N of Elmdale Traffic Circle)					1,500,000			1,500,000			1,500,000		1,500,000
Kroeker Ave (Main to Third) 450m				1,150,000				1,150,000		250,000	900,000		1,150,000
McKenzie Ave (Lilac to PTH 12) 250m			770,000					770,000		270,000	500,000		770,000
Loewen Blvd (PTH 12 to PTH 52W) 350m						1,235,000		1,235,000	235,000		1,000,000		1,235,000
Hespeler St N (Tower to Hanover) 250m							935,000	935,000	450,000	485,000			935,000
Hespeler St N (Hanover to Main) 600m							1,840,000	1,840,000	40,000	300,000	1,500,000		1,840,000
First St (Barkman to Lumber) 250m													
Barkman Ave (Main to First) 150m													
Main St Backlane (Kroeker to Barkman) 240m													
Hanover St. (E of Reimer to Barkman) 300m													
Hanover Rd. (PTH 12 to 1/2 Mile East) 800m													
Boundary Road Development	1,000,000	500,000	500,000	525,000	550,000	575,000	600,000	4,250,000	3,520,000	730,000			4,250,000
Main St Intersecton Work	400,000							400,000		200,000		200,000	400,000
Infra Undgrnd Repl - Water & Sewer													
Barkman Ave (Main to Henry) 400m	1,260,000							1,260,000			420,000	840,000	1,260,000
Elmdale St (W of Barkman to Kroeker) 300m	55,000	935,000						990,000		335,000		655,000	990,000
Kroeker Ave (Main to Third) 450m				1,640,000				1,640,000		100,000	1,540,000		1,640,000
Oak Cres (All) 350m			595,000					595,000		200,000		395,000	595,000
Wilson St (Kroeker to W of Goosen) 350m			340,000					340,000		200,000		395,000	595,000
Fourth St (Reimer to Lumber) 200m			340,000					340,000		115,000		225,000	340,000
Chrysler Gate (Chapel to South Park) 250m			500,000					500,000		345,000		155,000	500,000
Loewen Blvd (PTH 12 to PTH 52W) 400m						1,515,000		1,515,000	15,000	500,000	1,000,000		1,515,000
Brandt St (First to Lumber) 1000m							4,210,000	4,210,000		710,000	3,500,000		4,210,000
First Street (Barkman to Lumber) 250m													
Barkman Ave (Main to First) 150m													
Hanover St. (E of Reimer to Barkman) 300m													
Henry Street (Reimer to Barkman) 300m													
Pavement Mgmt Pgm	4-21-0000		485,000	705,000	505,000	720,000	875,000	3,820,000	645,000	3,175,000			3,820,000
Lilac Bay 600m		425,000						425,000		425,000			425,000
Coral Cres 850m		635,000						635,000		635,000		100,000	635,000
Rose Street 150m		115,000						115,000		115,000			115,000

**CITY OF STEINBACH
LONG-TERM CAPITAL EXPENDITURE PROGRAM
2016**

PURPOSE	SOURCE OF FUNDS												
	2016	2017	2018	2019	2020	2021	2022	TOTAL	Operating	Reserve	Debtenture	Other	TOTAL
001-002-003 Greenspace Pathway Pgm 4-22-0000		100,000	80,000	50,000	50,000	50,000	50,000	280,000	280,000	-	-	-	280,000
Deerfield Creek								100,000	50,000	50,000	-	-	100,000
Neighborhood Sidewalk Pgm Lilac Bay (McKenzie to Coral) 200m		185,000	190,000	100,000	100,000	100,000	100,000	775,000	175,000	600,000	-	-	775,000
Giesbrecht St (McKenzie to Coral) 200m		75,000						75,000	-	75,000	-	-	75,000
Stone Bridge Crossing		250,000						250,000	-	250,000	-	-	250,000
Drainage Mgmt Pgm Lumber to PTH 12 (btwn 3rd and 4th street)		50,000	50,000	50,000	50,000	50,000	50,000	350,000	-	350,000	-	-	350,000
Elmdale Drain (Millwork to Acres)			650,000					650,000	-	650,000	-	-	650,000
Deerfield Creek Retention Area		600,000						600,000	-	600,000	-	-	600,000
Keating Drain								-	-	-	-	-	-
TOTAL	12,877,000	17,390,000	18,890,000	7,200,000	4,615,000	5,055,000	9,575,000	75,802,000	11,887,000	24,495,000	23,855,000	15,765,000	75,802,000


SOURCE OF FUNDS - ANNUAL	2016					2017					2018					2019					2020					2021					2022					TOTAL				
	(A)	(B)	(C)	(D)	(E)	(A)	(B)	(C)	(D)	(E)	(A)	(B)	(C)	(D)	(E)	(A)	(B)	(C)	(D)	(E)	(A)	(B)	(C)	(D)	(E)	(A)	(B)	(C)	(D)	(E)										
GENERAL OPERATING	977,000					1,610,000					1,615,000				1,860,000					1,275,000					1,480,000					2,265,000					11,092,000					
UTILITY OPERATING	220,000					110,000					50,000				50,000					50,000					65,000					50,000					595,000					
GENERAL RESERVES	7,585,000					3,695,000					3,895,000				2,500,000					1,540,000					1,000,000					1,550,000					21,765,000					
UTILITY RESERVES	120,000					440,000					860,000				100,000					-					500,000					710,000					2,730,000					
GENERAL DEBENTURES	580,000					3,165,000					3,550,000				900,000					1,500,000					1,000,000					1,500,000					12,185,000					
UTILITY DEBENTURES	420,000					2,500,000					2,500,000				1,540,000					-					1,000,000					3,500,000					11,460,000					
OTHER	2,975,000					5,870,000					6,420,000				250,000					250,000					-				-					15,765,000						
TOTAL	12,877,000					17,390,000					18,890,000				7,200,000					4,615,000					5,055,000					9,575,000					75,802,000					

FOR DEPARTMENTAL USE ONLY


Adopted by Resolution of Council

April 5, 2016

(Resolution Date)



Mayor



City Manager